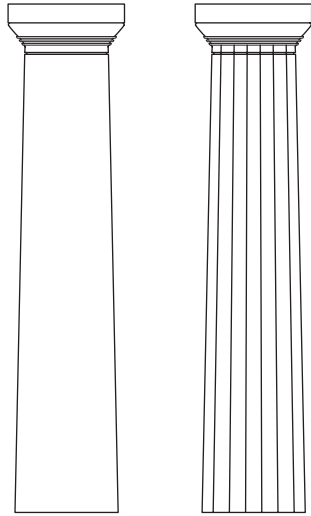
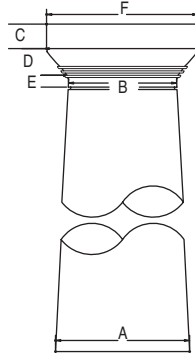


ARCHITECTURAL SPECIFICATIONS FOR AUTHENTIC REPLICATION COLUMNS • WOOD

The following is for your information, but is not necessary when placing an order.
Dimensions or proportions may be changed at your discretion.

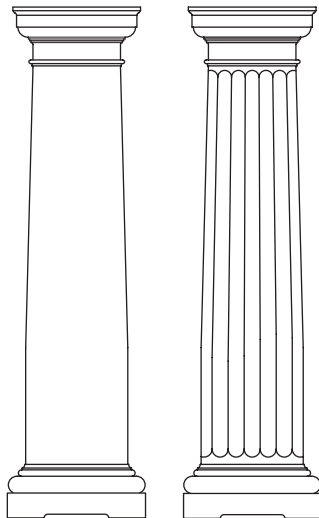


Greek Doric Order

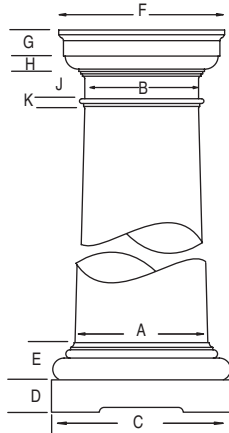


COLUMN DIMENSIONS (IN INCHES)					
BOTTOM DIA.	TOP DIA.	CAP SQUARE	CAP ROUND	NECK	CAP BREADTH SQUARE
A	B	C	D	E	F
8	6 1/2	13/8	15/8	1/2	9 1/4
10	8 1/4	13/4	21/16	5/8	11 5/8
12	9 3/4	21/8	29/16	3/4	13 3/4
14	11 1/4	27/16	213/16	1	16
16	12 3/4	213/16	33/8	1 1/8	18 1/8
18	14 1/2	31/8	311/16	1 1/4	20 1/2
20	16	31/2	41/16	1 7/16	22 5/8
22	18	33/4	43/8	1 9/16	25 1/4
24	19 1/2	41/4	47/8	1 3/4	27 1/8
26	20 1/2	49/16	55/16	1 7/8	29
28	22 1/2	47/8	53/4	2	31 3/4
30	24	51/4	61/8	2 1/8	34
32	26	55/8	69/16	2 1/4	36 3/4
34	27 1/4	57/8	67/8	2 3/8	38 3/4
36	29	8 1/4	73/8	2 1/2	41

All columns have a 1/8" tolerance on all dimensions.

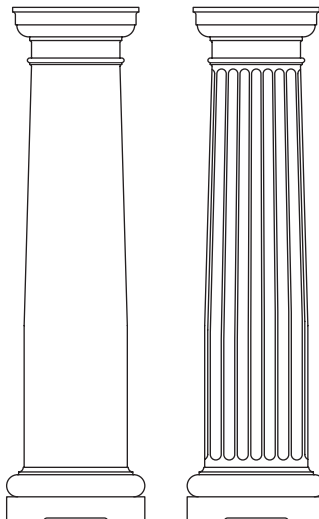


Roman Doric Order

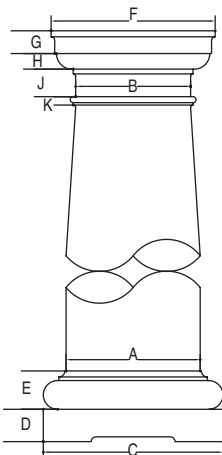


COLUMN DIMENSIONS (IN INCHES)									
BOTTOM DIA.	TOP DIA.	PLINTH		BASE MOLD	CAP SQUARE		CAP ROUND	NECK	ASTRAGAL
A	B	C	D	E	F	G	H	J	K
6	5	8 1/2	1 1/2	13/4	8	1 1/8	7/8	1 1/4	3/4
8	6 1/2	10 3/4	1 7/8	23/8	9 3/4	1 1/2	1 1/8	1 5/8	1
10	8 1/2	13 3/8	2 3/8	3	12 1/2	1 3/4	1 3/8	2 1/16	1 1/4
12	10	16 1/8	2 3/4	37/16	14 3/4	2 3/8	1 5/8	2 1/2	1 3/8
14	12	18 3/4	3 3/8	4	17 1/2	2 3/4	2	2 7/8	1 1/2
16	13 1/2	21 1/2	3 7/8	4 7/8	19 7/8	3 1/8	2 1/4	3 3/8	2
18	15	24 1/4	4 1/4	5 5/8	22 1/4	3 1/2	2 1/2	3 3/4	2 1/8
20	17	27	4 3/4	6 1/4	25	4	2 3/4	4 1/8	2 1/4
22	18 1/2	29 3/4	5 1/4	6 3/4	27 3/8	4 3/8	3	4 1/2	2 1/2
24	20	32 1/2	5 3/4	7 1/2	29 3/4	4 1/2	3 1/4	5	2 5/8
26	22	35	6 1/4	8 1/8	32 1/2	5 1/8	3 1/2	5 3/8	2 7/8
28	23 1/2	38	6 3/4	8 5/8	34 5/8	5 1/2	3 7/8	5 7/8	3
30	25	40 1/2	7 1/4	9 3/8	37	5 7/8	4 1/8	6 1/4	3 1/2
32	27	43 3/8	7 3/4	10	39 1/4	6 1/4	4 1/4	6 5/8	3 5/8
34	28 1/2	46	8 1/4	10 3/4	42 1/8	6 5/8	4 5/8	7 1/8	3 3/4
36	30	48 3/4	8 3/4	11 1/4	44 1/8	7	5	7 1/2	4

All columns have a 1/8" tolerance on all dimensions.



Tuscan Order



COLUMN DIMENSIONS (IN INCHES)									
BOTTOM DIA.	TOP DIA.	PLINTH		BASE MOLD	CAP SQUARE		CAP ROUND	NECK	ASTRAGAL
A	B	C	D	E	F	G	H	J	K
6	5	8 1/2	1 1/2	13/4	7 1/2	1 1/16	11/16	1 1/4	3/4
8	6 1/2	10 3/4	1 7/8	23/8	9 3/8	1 3/8	1	1 5/8	1
10	8 1/2	13 3/8	2 3/8	27/8	12 1/8	1 3/4	1 1/4	2 1/16	1 1/4
12	10	16 1/8	2 3/4	3 1/4	14 3/8	2	1 3/8	2 1/2	1 3/8
14	12	18 3/4	3 3/8	4	17 1/8	2 3/8	1 5/8	2 7/8	1 1/2
16	13 1/2	21 1/2	3 7/8	4 1/2	19 1/4	2 3/4	1 7/8	3 3/8	2
18	15	24 1/4	4 1/4	5 3/8	21 1/2	3	2 1/8	3 3/4	2 1/8
20	17	27	4 3/4	6	24 1/4	3 3/8	2 1/4	4 1/8	2 1/4
22	18 1/2	29 3/4	5 1/4	6 7/8	26 1/2	3 3/4	2 1/2	4 1/2	2 1/2
24	20	32 1/2	5 3/4	7 1/2	28 3/4	4 1/8	2 3/4	5	2 5/8
26	22	35	6 1/4	8 3/8	31 1/2	4 3/8	3	5 3/8	2 7/8
28	23 1/2	38	6 3/4	8 3/4	33 3/8	4 3/4	3 1/4	5 7/8	3
30	25	40 1/2	7 1/4	9 1/4	35 3/4	5 1/8	3 1/2	6 1/4	3 1/2
32	27	43 3/8	7 3/4	10	37 5/8	5 1/2	3 3/4	6 5/8	3 5/8
34	28 1/2	46	8 1/4	10 7/8	41	5 3/4	3 7/8	7 1/8	3 3/4
36	30	48 3/4	8 3/4	11 3/8	42 3/4	6 1/4	4 1/4	7 1/2	4

All columns have a 1/8" tolerance on all dimensions.